

Scaled data based on original data using
LM-79-08 Approved Method: Electrical and Photometric Measurements of Solid-
State Lighting Products

Test Report Prepared for
Cooper Lighting Solutions
(formerly Eaton)

Brand: STREETWORKS

Report Number: P525353

Luminaire Tested: **IFLD-S-SA3A-940-U-11**

Issue Date: 05/27/2021



Test Information

Test Method: LM-79-08
Report Number: P525353
Test Lab: INNOVATION CENTER(G2)
Issue Date: 05/27/2021
Manufacturer: COOPER LIGHTING SOLUTIONS (FORMERLY EATON)
Product Line: STREETWORKS
Catalog Number: IFLD-S-SA3A-940-U-11
Description: Infrastructure Flood – Middle Tier Light Square Luminaire w/ 11 distribution lens
Light Source: (48) 4000K CCT, 90 CRI LEDS
Ballast/Driver: ELECTRONIC DRIVER

Summary

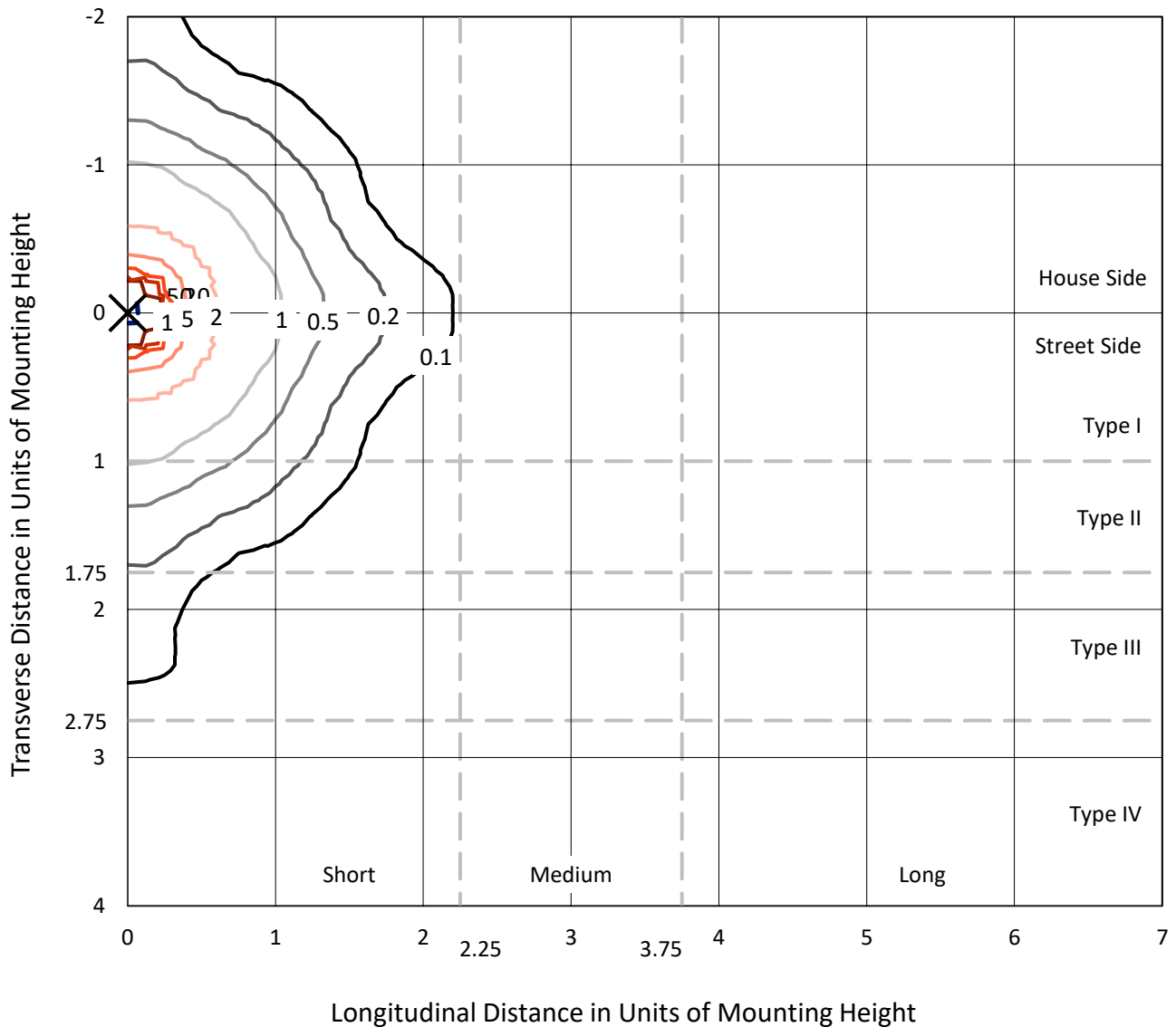
Lumens per Lamp: N/A
Luminaire Lumens: 5737.2 lumens
Efficiency: N/A
Efficacy: 60.5 lumens/watt
Luminous Opening: Rectangular (W 1' x L: 0.5' x H: 0')
IES Classification: Type V - Short
BUG Rating: B4 - U0 - G0

Input Watts (W): 94.8
Input Voltage (V): 120
Input Current (Ain): NR
Voltage Rise (V): NR
Power Factor: NR
Total Harmonic Distortion (THDi): NR
Frequency (hertz): 60
Stabilization Time: NR
Operation Time: NR
Ambient Temperature (°C): NR
Test Distance: 24 FT

REPORT NUMBER: P525353
 CATALOG NUMBER: IFLD-S-SA3A-940-U-11

Iso-Footcandle Lines of Horizontal Illumination

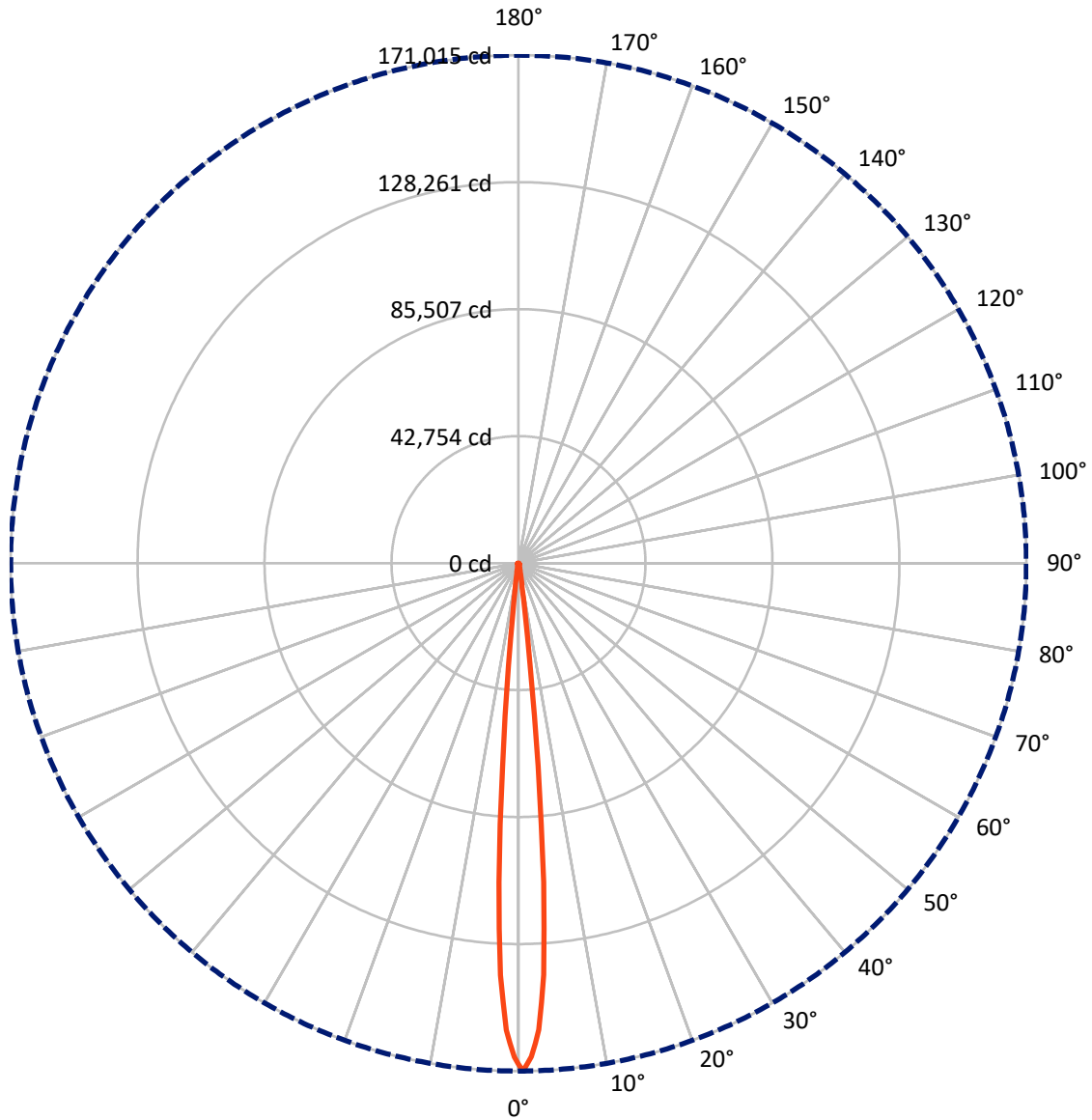
✕ Max cd
 - - - 1/2 Max cd



Based on 10 foot mounting height. Maximum calculated value = 1710.1 fc
 Type V - Short - N/A

REPORT NUMBER: P525353
CATALOG NUMBER: IFLD-S-SA3A-940-U-11

Luminous Intensity Polar Plot



— Vertical Plane Through 0-Deg Lateral - - - Horizontal Cone Through 0-Deg Vertical

REPORT NUMBER: P525353
 CATALOG NUMBER: IFLD-S-SA3A-940-U-11

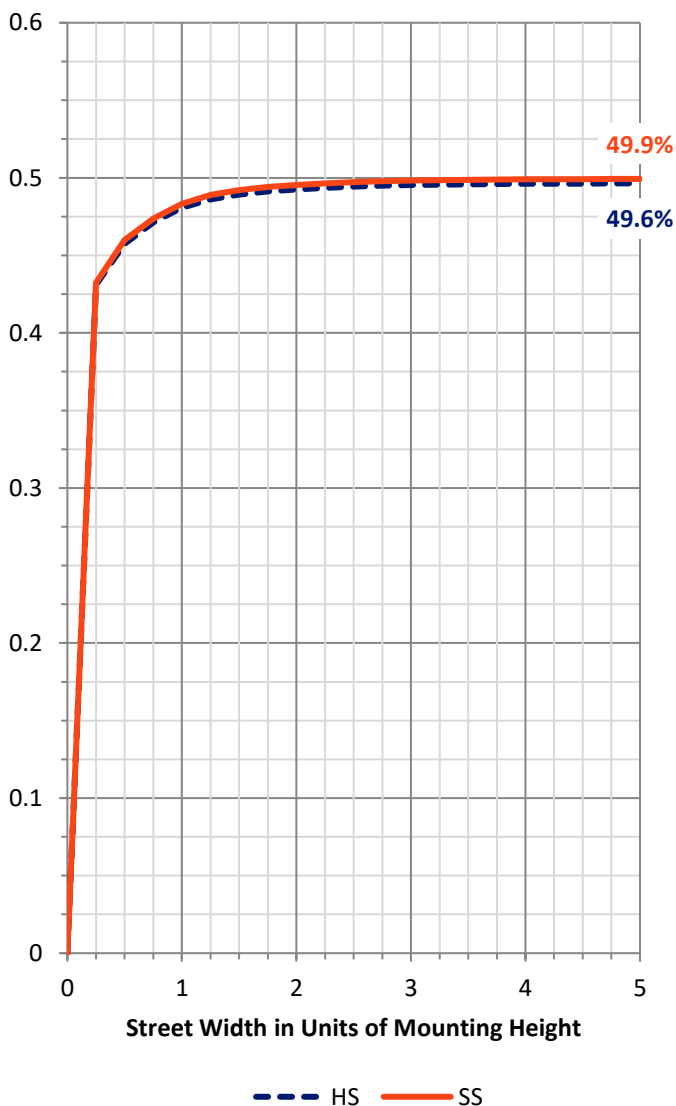
FLUX DISTRIBUTION:

		Downward	Upward	Total
House Side	Lumens	2868.6	0.0	2868.6
	% Fixture	50.0	0.0	50.0
Street Side	Lumens	2868.6	0.0	2868.6
	% Fixture	50.0	0.0	50.0
Total	Lumens	5737.2	0.0	5737.2
	% Fixture	100.0	0.0	100.0

ZONAL LUMENS:

Zone	Lumens	% Fixture
0°-10°	4406.1	76.8
10°-20°	429.8	7.5
20°-30°	229.6	4.0
30°-40°	189.4	3.3
40°-50°	210.8	3.7
50°-60°	141.8	2.5
60°-70°	90.5	1.6
70°-80°	35.7	0.6
80°-90°	3.5	0.1
90°-100°	0.0	0.0
100°-110°	0.0	0.0
110°-120°	0.0	0.0
120°-130°	0.0	0.0
130°-140°	0.0	0.0
140°-150°	0.0	0.0
150°-160°	0.0	0.0
160°-170°	0.0	0.0
170°-180°	0.0	0.0
0°-90°	5737.2	100.0
0°-180°	5737.2	100.0

Coefficient of Utilization

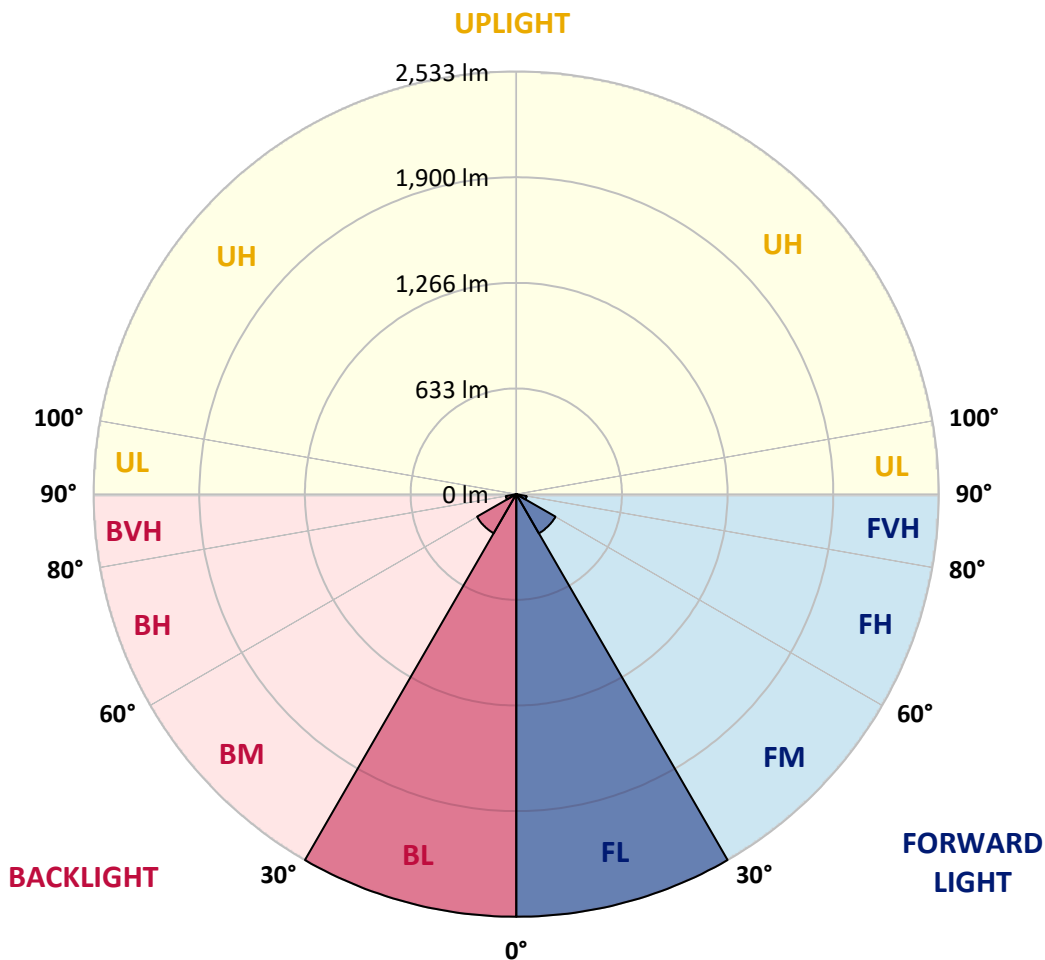


REPORT NUMBER: P525353
 CATALOG NUMBER: IFLD-S-SA3A-940-U-11

LUMINAIRE CLASSIFICATION SYSTEM LUMEN TABLE AND BUG RATING:

Zone	Lumens	% Fixture	Zone Rating/Lumen Limit		
			B	U	G
FL (0°-30°)	2532.7	44.1			
FM (30°-60°)	271.0	4.7			
FH (60°-80°)	63.1	1.1			G0/660
FVH (80°-90°)	1.8	0.0			G0/10
BL (0°-30°)	2532.7	44.1	B4/5000		
BM (30°-60°)	271.0	4.7	B1/1000		
BH (60°-80°)	63.1	1.1	B0/110		G0/660
BVH (80°-90°)	1.8	0.0			G0/10
UL (90°-100°)	0.0	0.0		U0/0	
UH (100°-180°)	0.0	0.0		U0/0	

BUG Rating: B4-U0-G0
 Type V Short





REPORT NUMBER: P525353
 CATALOG NUMBER: IFLD-S-SA3A-940-U-11

CANDELA DISTRIBUTION (FULL):

	0°	5°	15°	25°	35°	45°	55°	65°	75°	85°
0°	171014.9	171014.9	171014.9	171014.9	171014.9	171014.9	171014.9	171014.9	171014.9	171014.9
1°	166261.9	166551.1	166603.2	166259.0	165381.1	165588.3	165561.4	165607.6	165521.2	164972.7
2°	157259.7	157687.5	157237.4	156271.6	154271.4	153794.5	152201.2	150423.1	148530.3	146633.0
3°	138884.2	139784.4	139142.1	140173.4	136116.5	135706.6	132356.1	127938.5	123461.3	119833.6
4°	107682.1	109345.4	109566.0	112970.1	109637.5	110679.3	106851.9	100714.3	94016.3	88892.2
5°	68638.8	70957.9	72266.5	75459.0	76994.1	80991.5	79126.9	72967.0	65227.2	59332.5
6°	34680.8	35943.2	39459.1	42969.1	46888.9	52193.4	52911.8	47504.5	41344.5	35686.9
7°	16166.7	16688.3	19168.4	19916.6	24398.3	30152.9	30957.7	27993.3	24744.1	20359.3
8°	8353.9	8556.6	9462.7	10018.7	12632.9	15943.1	16508.0	14642.0	13312.5	11106.7
9°	5145.0	5234.4	5574.2	5699.4	6677.1	8149.7	8349.4	7568.4	7207.7	6446.1
10°	3568.1	3615.8	3775.3	3808.0	4134.5	4618.8	4636.7	4380.4	4386.3	4195.6
12.5°	1901.8	1916.7	1961.4	1965.9	2028.5	2079.1	2067.2	2068.7	2094.1	2068.7
15°	1216.2	1223.6	1250.5	1256.4	1289.2	1307.1	1298.2	1296.7	1305.6	1289.2
17.5°	867.4	871.9	891.3	907.7	928.5	934.5	931.5	928.5	928.5	913.6
20°	676.7	682.6	696.0	712.4	722.9	733.3	734.8	733.3	728.8	721.4
22.5°	575.3	578.3	582.8	590.2	597.7	602.1	605.1	606.6	605.1	602.1
25°	500.8	503.8	512.7	517.2	517.2	518.7	524.6	527.6	529.1	523.1
27.5°	369.6	377.1	390.5	397.9	397.9	400.9	405.4	411.4	417.3	406.9
30°	286.2	292.1	307.0	307.0	305.5	308.5	313.0	321.9	330.9	319.0
32.5°	257.8	257.8	260.8	262.3	262.3	266.8	269.8	277.2	284.7	281.7
35°	269.8	262.3	253.4	253.4	256.4	265.3	266.8	274.2	281.7	292.1
37.5°	392.0	369.6	336.8	330.9	330.9	341.3	336.8	341.3	354.7	393.5
40°	356.2	338.3	319.0	292.1	292.1	307.0	296.6	302.6	333.9	357.7
42.5°	317.5	317.5	296.6	271.3	271.3	278.7	275.7	278.7	314.5	333.9
45°	293.6	293.6	287.7	247.4	253.4	257.8	257.8	257.8	305.5	311.5
47.5°	280.2	280.2	265.3	228.0	235.5	237.0	240.0	237.0	274.2	295.1
50°	250.4	253.4	228.0	201.2	210.2	210.2	214.6	208.7	237.0	271.3
52.5°	216.1	219.1	180.3	159.5	169.9	168.4	174.4	165.4	187.8	235.5
55°	192.3	190.8	149.0	129.7	141.6	140.1	143.1	132.6	152.0	202.7
57.5°	166.9	169.9	122.2	105.8	119.2	116.3	120.7	108.8	125.2	180.3
60°	147.6	152.0	104.3	89.4	102.8	99.9	104.3	90.9	107.3	162.5
62.5°	141.6	141.6	92.4	76.0	89.4	86.4	89.4	76.0	95.4	149.0
65°	168.4	159.5	83.5	62.6	76.0	73.0	76.0	62.6	83.5	143.1
67.5°	223.6	213.1	79.0	49.2	61.1	56.6	61.1	50.7	73.0	134.1
70°	116.3	123.7	79.0	38.8	46.2	46.2	44.7	38.8	61.1	98.4
72.5°	67.1	68.6	61.1	29.8	35.8	38.8	34.3	29.8	44.7	73.0
75°	37.3	41.7	38.8	22.4	26.8	29.8	25.3	22.4	31.3	52.2
77.5°	22.4	25.3	22.4	14.9	17.9	16.4	17.9	14.9	20.9	34.3
80°	11.9	11.9	11.9	8.9	8.9	10.4	10.4	8.9	11.9	17.9
82.5°	4.5	4.5	4.5	3.0	4.5	4.5	4.5	6.0	6.0	7.5
85°	1.5	1.5	1.5	1.5	1.5	1.5	1.5	1.5	1.5	1.5
87.5°	0.0	0.0	0.0	0.0	0.0	1.5	1.5	1.5	1.5	1.5
90°	0.0	0.0	0.0	0.0	0.0	0.0	0.0	0.0	0.0	0.0

(END C



90°
171014.9
165513.7
147725.5
121209.2
90080.1
60088.2
36110.1
20889.9
11406.3
6611.5
4283.5
2097.0
1301.1
918.1
722.9
603.6
523.1
405.4
316.0
281.7
298.1
412.8
380.1
335.3
310.0
290.6
268.3
229.5
199.7
175.9
158.0
147.6
143.1
132.6
96.9
71.5
46.2
25.3
14.9
7.5
1.5
1.5
0.0

OF REPORT)